

Donaldson®
Torit®

**DALAMATIC®
DUST COLLECTORS**

DURA-LIFE™
Twice The Life Filter Bags

HELIX TUBES
HIGH EFFICIENCY FILTERS



PROVEN PERFORMANCE, COMPACT DESIGN

The versatile Donaldson® Torit® Dalamatric series of dust collectors deliver a powerful solution for nearly any dust filtration application. These collectors come in two models: the Dalamatric Cased (DLMC) is a stand alone collector that can be ducted to many different applications; the Dalamatric Insertable (DLMV) is a versatile collector that can be inserted into various applications, such as bins, silos, bunkers, storage vessels or transfer points. Both models are continuous-duty dust collectors designed to handle the most difficult product recovery applications.

THE DALAMATIC FEATURES:

CONTINUOUS COLLECTION

- Provides continuous filtration of high dust concentrations at high filtration velocities and constant levels of resistance in almost any industry and application

COMPACT DESIGN

- Unique modular design allows for installation in the most space restricted areas. Envelope-shaped bags maximize the amount of media in a given space and allow for increased space between bags, minimizing the chances of bridging

DURA-LIFE™ BAG FILTERS

- Provide better surface loading and better pulse cleaning reducing maintenance and operating costs

HELIX TUBE FILTERS

- Spunbond polyester media laminated with an ePTFE membrane for even greater filtration efficiency

VERSATILITY

- A full range of sizes and types of bags are available for a wide variety of dust collection applications

10-YEAR WARRANTY

**SIMPLY
THE BEST**

DUST COLLECTORS AVAILABLE
with Dura-Life™ Twice the Life Bag Filters



DLMC 3/7/15

FLEXIBLE, EFFECTIVE FILTER MEDIA

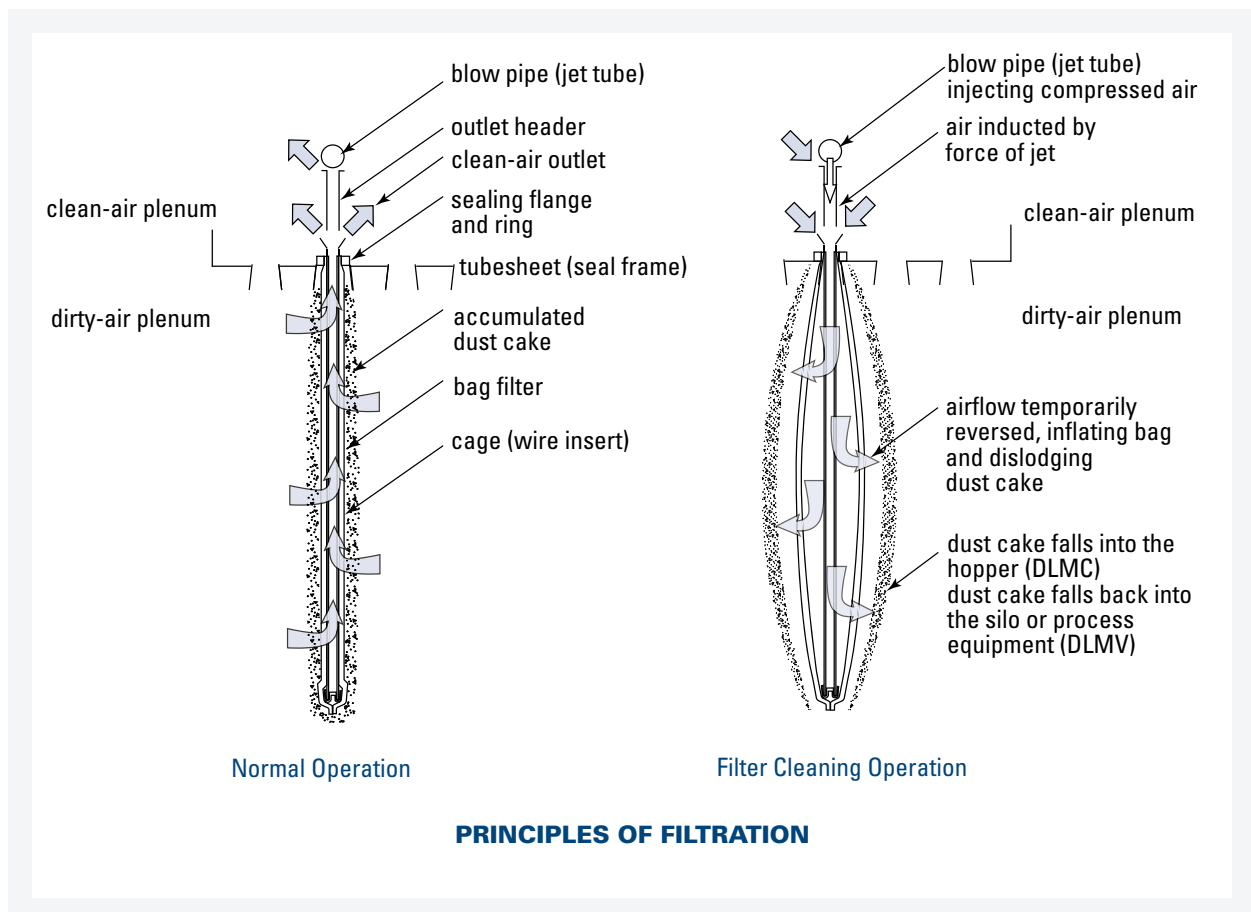
UNIQUE BAG DESIGN

The Dalamatic advantage is found in the breakthrough technology of Dura-Life bag filters in an envelope shape. The envelope shape provides greater movement of the bag to dislodge more challenging dust cakes during filter pulsing.

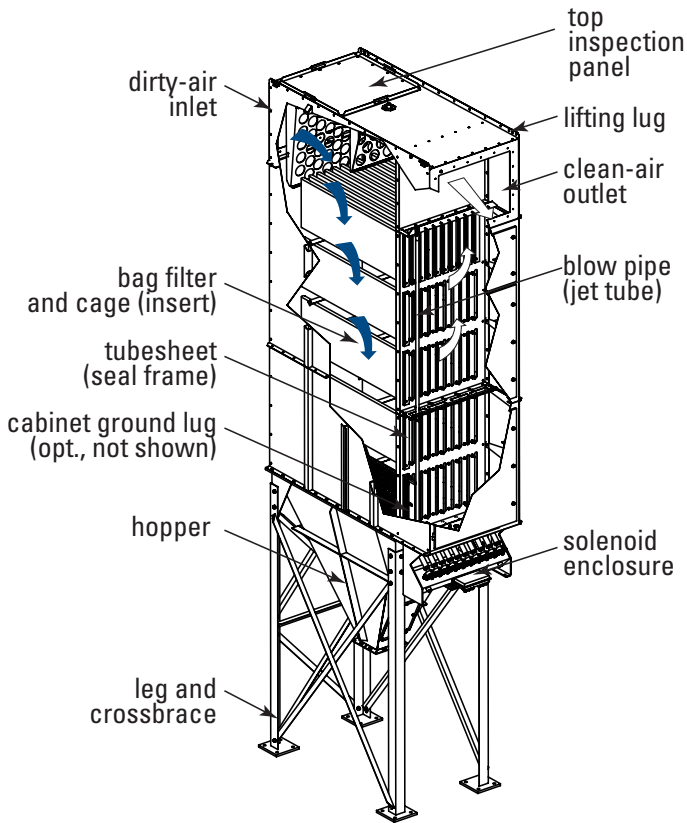
- Dust accumulates on the outer surface of the filter bag as air penetrates the media
- The blowpipe (jet tube) injects a burst of compressed air into the bag filter
- Airflow is then briefly reversed, inflating the bag filter and dislodging dust
- The dislodged dust cake falls into the collection hopper for final removal or directly back in the process. The envelope-shaped bag filter, which is mounted on a unique wire frame, ensures optimum airflow and thorough cleaning



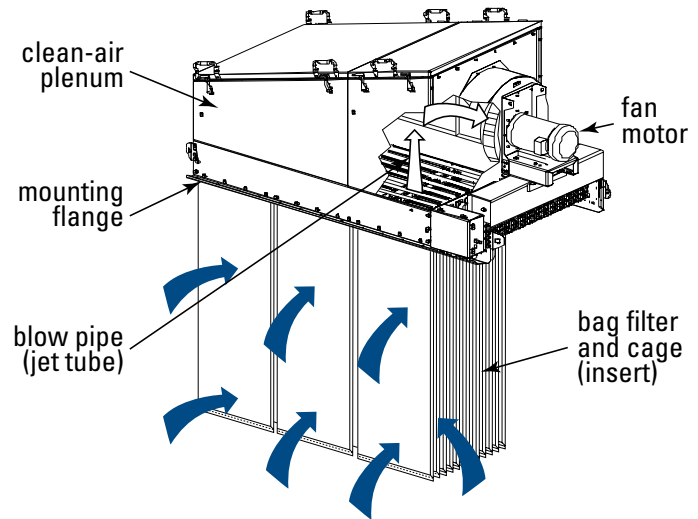
DLMV 45/15



SIZES & OPERATIONS



NORMAL OPERATION FOR MODELS DLMC



NORMAL OPERATION FOR MODELS DLMV

DALAMATIC CASED (DLMC)

- Envelope-shaped bags provide maximum filter area per given space and ensure efficient cleaning
- Air volumes range from 1500 to 85,000 cfm (2,548 to 144,385 m³/h)
- Modular design gives dimensional and capacity flexibility
- Downward airflow pattern minimizes dust re-entrainment
- Side doors provide easy, clean side access to filters
- Standard leg pack meets IBC 2009 requirements

DALAMATIC INSERTABLE (DLMV)

- Five configurations to suit most process applications
- Uses positive pressure of the conveying air or can be fan powered for pneumatic conveying applications
- Bags can be installed hanging vertically, horizontally or any angle in between
- Can be inserted into hood enclosures at belt transfer points, bucket elevator casings, ribbon blenders and receiving hoppers for clamshell unloaders
- Insertable approach reduces or eliminates ducting costs; minimized ducting can also result in reduced energy costs

TWO BREAKTHROUGH FILTER OPTIONS FOR YOUR DALAMATICS

DURA-LIFE FILTER BAGS PROVIDE TWICE THE LIFE OVER STANDARD 16 OZ. POLYESTER BAGS

Traditional 16 oz. polyester bags are produced via a needling process that creates larger pores where dust can embed into the fabric, inhibiting cleaning and reducing bag life. Dura-Life bags are engineered with a unique hydroentanglement process that uses water jets to blend the fibers. This process creates a felt with smaller pores which keeps more dust on the surface of the filter, resulting in better pulse cleaning and longer bag life.

DURA-LIFE BENEFITS

- Two to three times longer bag life
- Energy saving due to lower pressure drop
- Reduced replacement bag and maintenance costs due to longer bag life



HELIX TUBES PROVIDE LONGER LIFE AND REDUCED EMISSIONS

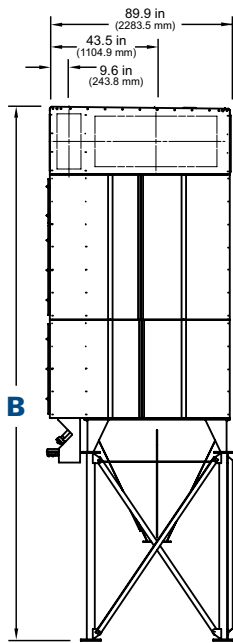
Donaldson Torit helix tubes are constructed of spunbond polyester media laminated with an ePTFE membrane. This combination is more efficient at capturing submicron dust particles. In addition, helix tubes keep dust on the surface of the media which makes pulse cleaning more effective — resulting in a lower average pressure drop, reduced pulse cleaning and longer life.

HELIX TUBE BENEFITS

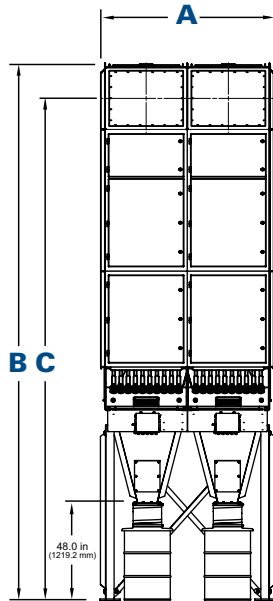
- Reduced emissions compared to felt bags
- Up to two times longer filter life
- Energy savings due to lower pressure drop
- Reduced maintenance and downtime costs
- Reduced compressed air costs



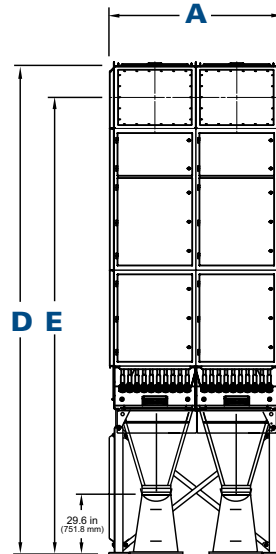
CASED DIMENSIONS & SPECIFICATIONS



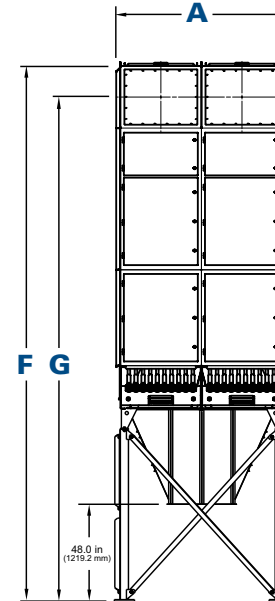
Side View
Pyramid Hopper
(2/5/15 Model)



Pyramid Hopper*
(2/5/15 Model)



UMA Hopper
(2/5/15 Model with
4 cu. ft. Bins)



Trough Hopper
(2/5/15 Model)

DLMC Model	Filter Qty	Cloth Bag Area		Helix Tube Cloth Area***		No. of Banks	No. of Tiers	No. of Valves	Shipping Weight					
		ft ²	m ²	ft ²	m ²				With Pyramid Hopper		With Hopper for UMA 4 cu. ft. Bin		With Trough Hopper	
									lb	kg	lb	kg	lb	kg
1/2/15	20	323	30.0	330	30.7	1	2	10	2,810	1,274.6	2,630	1,192.9	N/A	N/A
1/3/15	30	485	45.1	495	46.0	1	3	10	3,147	1,427.5	2,971	1,347.6	N/A	N/A
1/4/15	40	645	59.9	660	61.3	1	4	10	3,705	1,680.6	3,600	1,632.9	N/A	N/A
2/2/15	40	645	59.9	660	61.3	2	2	20	4,220	1,914.2	3,495	1,585.3	4,100	1,859.7
1/5/15	50	810	75.2	825	76.6	1	5	10	4,130	1,873.3	3,950	1,791.7	N/A	N/A
2/3/15	60	970	90.1	990	92.0	2	3	20	4,890	2,218.1	4,750	2,154.6	4,910	2,227.1
1/7/15	70	1,130	105.0	1,155	107.3	1	7	10	5,300	2,404.0	5,100	2,313.3	N/A	N/A
2/4/15	80	1,290	119.8	1,320	122.6	2	4	20	6,100	2,766.9	5,800	2,630.8	5,960	2,703.4
3/3/15	90	1,454	135.1	1,485	138.0	3	3	30	7,100	3,220.5	6,740	3,057.2	6,700	3,039.1
2/5/15	100	1,620	150.5	1,650	153.3	2	5	20	7,065	3,204.6	6,770	3,070.8	6,940	3,147.9
2/6/15	120	1,938	180.0	1,980	183.9	2	6	20	8,015	3,635.5	7,720	3,501.7	7,890	3,578.8
3/5/15	150	2,423	225.1	2,475	229.9	3	5	30	9,950	4,513.2	9,590	4,350.0	9,545	4,329.5
2/8/15	160	2,584	240.1	2,640	245.3	2	8	20	9,550	4,331.8	9,255	4,198.0	9,420	4,272.8
3/6/15	180	2,907	270.1	2,970	275.9	3	6	30	11,360	5,152.8	11,000	4,989.5	10,955	4,969.1
4/5/15	200	3,230	300.1	3,300	306.6	4	5	40	12,670	5,747.0	12,185	5,527.0	11,862	5,380.5
3/7/15	210	3,392	315.1	3,465	321.9	3	7	30	12,470	5,656.3	12,110	5,493.0	12,065	5,472.6
3/8/15	240	3,876	360.1	3,960	367.9	3	8	30	13,595	6,166.6	13,235	6,003.3	13,200	5,987.4
4/8/15	320	5,168	480.1	5,280	490.5	4	8	40	17,765	8,058.1	17,280	7,838.1	16,960	7,692.9

* With optional 55-Gallon drum adapter (drum not included).

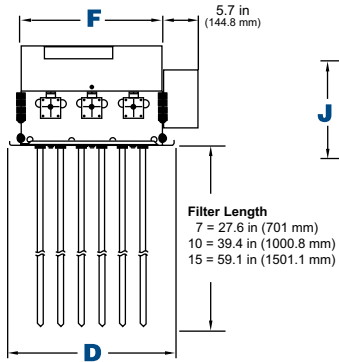
** Based on clean filters.

*** Filter area for Helix Tubes is based on a 1.25 meter helix tube

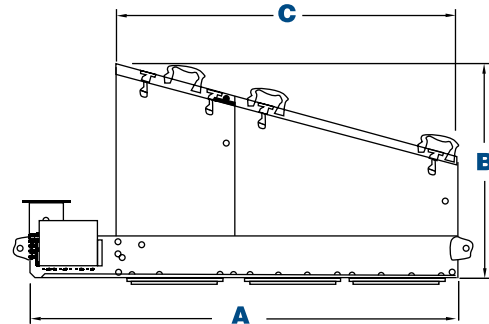
DLMC Model	Dimensions													
			Pyramid				UMA				Trough			
	A		B		C		D		E		F		G	
	in	mm	in	mm	in	mm	in	mm	in	mm	in	mm	in	mm
1/2/15	45.5	1,155.7	175.7	4,462.8	162.7	4,132.6	151.9	3,858.3	138.9	3,528.1	N/A	N/A	N/A	N/A
1/3/15	45.5	1,155.7	198.5	5,041.9	185.5	4,711.7	174.7	4,437.4	161.7	4,107.2	N/A	N/A	N/A	N/A
1/4/15	45.5	1,155.7	238.2	6,050.3	216.8	5,506.7	214.4	5,445.8	193	4,902.2	N/A	N/A	N/A	N/A
1/5/15	45.5	1,155.7	263	6,680.2	241.6	6,136.6	239.2	6,075.7	217.8	5,532.1	N/A	N/A	N/A	N/A
1/7/15	45.5	1,155.7	308.7	7,841.0	287.3	7,297.4	284.9	7,236.5	263.5	6,692.9	N/A	N/A	N/A	N/A
2/2/15	85.0	2,159.0	175.7	4,462.8	162.7	4,132.6	151.9	3,858.3	138.9	3,528.1	169.7	4,310.4	156.7	3,980.2
2/3/15	85.0	2,159.0	198.5	5,041.9	185.5	4,711.7	174.7	4,437.4	161.7	4,107.2	192.5	4,889.5	179.5	4,559.3
2/4/15	85.0	2,159.0	238.2	6,050.3	216.8	5,506.7	214.4	5,445.8	193	4,902.2	232.8	5,913.1	210.7	5,351.8
2/5/15	85.0	2,159.0	263	6,680.2	241.6	6,136.6	239.2	6,075.7	217.8	5,532.1	257	6,527.8	235.6	5,984.2
2/6/15	85.0	2,159.0	285.9	7,261.9	264.4	6,715.8	262.1	6,657.3	240.7	6,113.8	279.8	7,106.9	258.4	6,563.4
2/8/15	85.0	2,159.0	331.5	8,420.1	310.1	7,876.5	307.7	7,815.6	286.3	7,272.0	325.5	8,267.7	304.1	7,724.1
3/3/15	124.4	3,159.8	198.5	5,041.9	185.5	4,711.7	174.4	4,429.8	138.9	3,528.1	192.5	4,889.5	179.5	4,559.3
3/5/15	124.4	3,159.8	263	6,680.2	241.6	6,136.6	239.2	6,075.7	217.8	5,532.1	257	6,527.8	235.6	5,984.2
3/6/15	124.4	3,159.8	285.9	7,261.9	264.4	6,715.8	262.1	6,657.3	240.7	6,113.8	279.8	7,106.9	258.4	6,563.4
3/7/15	124.4	3,159.8	308.7	7,841.0	287.3	7,297.4	284.9	7,236.5	263.5	6,692.9	302.7	7,688.6	281.2	7,142.5
3/8/15	124.4	3,159.8	331.5	8,420.1	310.1	7,876.5	307.7	7,815.6	286.3	7,272.0	325.5	8,267.7	304.1	7,724.1
4/5/15	166.4	4,226.6	263.1	6,682.7	241.6	6,136.6	239.2	6,075.7	217.8	5,532.1	257	6,527.8	235.6	5,984.2
4/8/15	166.4	4,226.6	331.5	8,420.1	310.1	7,876.5	307.7	7,815.6	286.3	7,272.0	325.5	8,267.7	304.1	7,724.1

DLMC Operating Conditions	Standard	Optional
Seismic Spectral Acceleration	$S_s = 1.5$ & $S_1 = 0.6$	–
Wind Load Rating (mph/kph)	90/144.8	–
Housing Rating (inches of H ₂ O/millimeters of H ₂ O)	0-20/0-508	21-45/533-1143
Compressed Air Required (psi/bar)	55-90/3.8-6.2	–

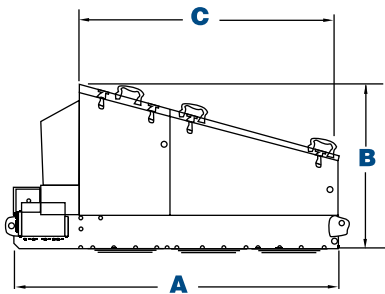
INSERTABLE DIMENSIONS & SPECIFICATIONS



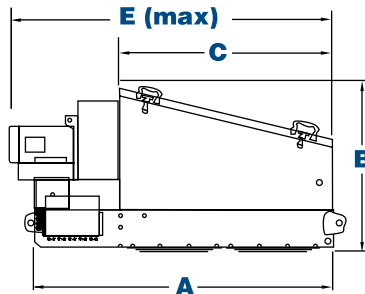
DLMV Type B
 Basic filter for pressure systems located indoors.



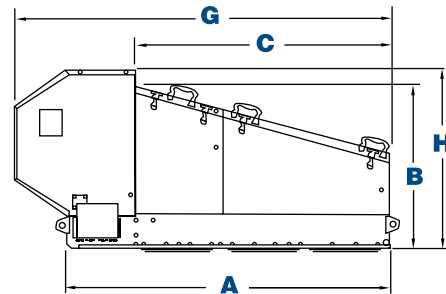
DLMV Type H
 (Type B plus exit header)
 Filter with exit header for connection to a fan or discharge ducting. The filter is weatherproof and suitable for indoor and outdoor application.



DLMV Type W
 (Type H plus weather cowl)
 Filter with a weather cowl for pressure systems where the filter is located outdoors or exposed to adverse conditions.



DLMV Type F
 (Type H plus integral fan)
 Weatherproof filter fitted with an integral fan for negative pressure applications.



DLMV Type FAD
 (Type F plus acoustic diffuser)
 Weatherproof filter fitted with an integral fan and acoustic diffuser for quiet operation.

DLMV Model	No. of Banks	Dimensions																	
		A		B		C		D		E		F		G		H		J	
		in	mm	in	mm	in	mm	in	mm	in	mm	in	mm	in	mm	in	mm	in	mm
4/7, 6/10, 9/15	6	38.3	972.8	36.8	934.7	33.8	858.5	27.5	698.5	43.1	1,094.7	29.1	739.1	57.4	1,458.0	43.3	1,099.8	14.7	373.4
7/7, 10/10, 15/15	10	38.3	972.8	36.8	934.7	33.8	858.5	43.3	1,099.8	43.1	1,094.7	39.8	1,010.9	57.4	1,458.0	43.3	1,099.8	14.7	373.4
8/7, 12/10, 18/15	12	62.2	1,579.9	36.8	934.7	44.5	1,130.3	27.6	701.0	64.0	1,625.6	29.1	739.1	71.6	1,818.6	43.3	1,099.8	15.7	398.8
14/7, 20/10	20	62.3	1,582.4	36.8	934.7	44.5	1,130.3	43.3	1,099.8	67.0	1,701.8	39.8	1,010.9	71.7	1,821.2	43.3	1,099.8	15.8	401.3
30/15	20	62.3	1,582.4	37.6	955.0	44.5	1,130.3	43.3	1,099.8	68.4	1,737.4	39.8	1,010.9	71.7	1,821.2	43.3	1,099.8	15.8	401.3
21/7, 30/10, 45/15	30	85.9	2,181.9	42.9	1,089.7	68.1	1,729.7	43.3	1,099.8	93.1	2,364.7	39.8	1,010.9	100.0	2,540.0	46.8	1,188.7	15.8	401.3
60/15	40	112.2	2,849.9	42.9	1,089.7	88.8	2,255.5	43.3	1,099.8	113.3	2,877.8	39.8	1,010.9	120.7	3,065.8	46.8	1,188.7	15.8	401.3

DLMV Model	Nominal Airflow Range		Filter Qty	Cloth Bag Area		Helix Tube Cloth Area		No. of Valves	Fan	Motor (hp)	Shipping Weight									
				ft ²	m ²	ft ²	m ²				Type B		Type H		Type W		Type F		Type FAD	
	cfm	m ³ /h		lb	kg	lb	kg				lb	kg	lb	kg	lb	kg	lb	kg	lb	kg
4/7	215 - 555	365 - 943	6	43	4.0	55	5.1	3	F1	1	231	104.8	320	145.1	331	150.1	430	195.0	523	237.2
6/10	320 - 830	544 - 1,410	6	64	5.9	79	7.3	3	F1	1	251	113.9	340	154.2	351	159.2	450	204.1	543	246.3
7/7	375 - 975	637 - 1,656	10	75	7.0	92	8.5	5	F1 K3	1 2	353	160.1	474	215.0	485	220.0	584 595	264.9 269.9	688 699	312.1 317.1
8/7	430 - 1,115	730 - 1,894	12	86	8.0	110	10.3	6	F1 K3	1 2	375	170.1	518	235.0	529	240.0	628 640	284.9 290.3	727 739	329.8 335.2
9/15	485 - 1,260	824 - 2,140	6	97	9.0	118	11.0	3	F1 K3	1 2	273	123.8	362	164.2	373	169.2	472 483	214.1 219.1	565 576	256.3 261.3
10/10	540 - 1,400	917 - 2,378	10	108	10.0	132	12.3	5	F1 K3	1 2	386	175.1	507	230.0	519	235.4	617 628	279.9 284.9	721 732	327.0 332.0
12/10	645 - 1,675	1,096 - 2,845	12	129	12.0	158	14.7	6	K3 K5	2 3	414	187.8	558	253.1	569	258.1	679 712	308.0 323.0	778 811	352.9 367.9
14/7	750 - 1,950	1,274 - 3,312	20	150	13.9	184	17.1	5	K3 K5	2 3	606	274.9	794	360.2	805	365.1	915 948	415.0 430.0	1025 1058	464.9 479.9
15/15	805 - 2,090	1,367 - 3,550	10	161	15.0	197	18.3	5	K3 K5	2 3	423	191.9	545	247.2	556	252.2	666 699	302.1 317.1	770 803	349.3 364.2
18/15	970 - 2,520	1,648 - 4,281	12	194	18.0	236	21.9	6	K3 K5 K7	2 3 5	459	208.2	602	273.1	613	278.1	723 756 833	327.9 342.9 377.8	822 855 932	372.9 387.8 422.7
20/10	1,075 - 2,795	1,826 - 4,748	20	215	20.0	264	24.5	5	K3 K5 K7	2 3 5	672	304.8	860	390.1	871	395.1	981 1,014 1,091	445.0 459.9 494.9	1,091 1,124 1,201	494.9 509.8 544.8
21/7	1,130 - 2,935	1,919 - 4,986	30	226	21.0	276	25.6	10	K3 K5 K7	2 3 5	794	360.2	1,058	479.9	1,080	489.9	1,179 1,213 1,290	534.8 550.2 585.1	1,307 1,341 1,418	592.8 608.3 643.2
30/10	1,615 - 4,195	2,743 - 7,126	30	323	30.0	396	36.8	10	K5 K7 K10	3 5 7.5	893	405.1	1,157	524.8	1,179	534.8	1,312 1,389 1,561	595.1 630.0 708.1	1,440 1,517 1,689	653.2 88.1 766.1
30/15	1,615 - 4,195	2,743 - 7,126	20	323	30.0	394	36.6	10	K5 K7 K10	3 5 7.5	750	340.2	935	424.1	946	429.1	1,089 1,168 1,321	494.0 529.8 599.2	1,199 1,278 1,431	543.9 579.7 649.1
45/15	2,420 - 6,290	4,111 - 10,685	30	484	45.0	591	54.9	10	K7 K10 K11	5 7.5 10	1,003	455.0	1,268	575.2	1,290	585.1	1,499 1,671 1,758	679.9 758.0 797.4	1,627 1,799 1,886	738.0 816.0 855.5
60/15	3,230 - 8,395	5,487 - 14,260	40	646	60.0	788	73.2	10	K11	10	1,323	600.1	1,878	851.8	1,900	861.8	2,374	1,076.8	2,506	1,136.7

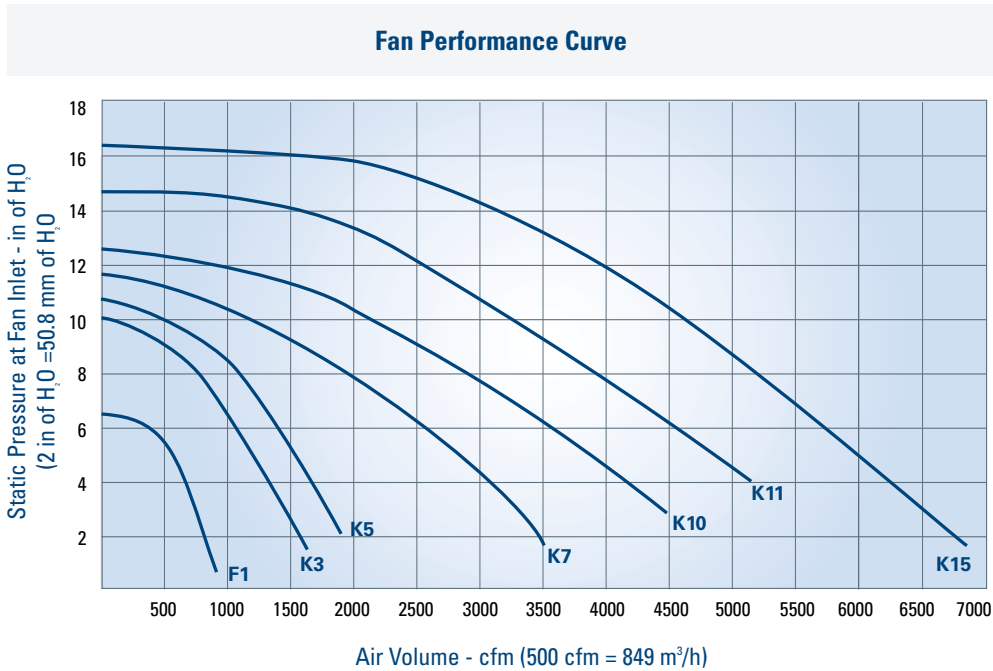
DLMV Operating Conditions	Standard	Optional
Pressure Limits (inches of H ₂ O/millimeters of H ₂ O)	Type B, W and H: -16/-406 Type F: Fan performance curves from shut-off to ambient pressure	—
Compressed Air Required (psi/bar)	65-90/4.5-6.2	—

* Based on clean filters.

INSERTABLE PERFORMANCE SELECTIONS

TO SELECT THE MOST SUITABLE FAN FOR YOUR APPLICATIONS

- Determine the air volume flow (cfm/m³h) needed to give effective venting and dust control
- Estimate pressure or suction (in of H₂O/mm of H₂O) in the housing in which the dust filter is inserted
- Assess the operational pressure drop (in of H₂O/mm of H₂O) across the clean side and dirty side of the filtering element – usually between 2 to 4 in of H₂O (51 to 102 mm of H₂O)
- The sum of 2 and 3 gives the pressure (in of H₂O/mm of H₂O) required for fan selection purposes
- Consult graph for fan performance available



INSERTABLE WEIGHTED SOUND PRESSURE LEVELS

All readings were taken in semi-reverberant surroundings 3'3" (1.0 meter) radius from the equipment housing and 5'3" (1.6 meters) above base level, using a precision sound level meter and octave filter.

	F1 (1 hp)	K3 (2 hp)	K5 (3 hp)	K7 (5 hp)	K10 (7.5 hp)	K11 (10 hp)	K15 (15 hp)
With acoustic diffuser*	76 dB(A)	73 dB(A)	74 dB(A)	76 dB(A)	79 dB(A)**	84 dB(A)	85 dB(A)
Without acoustic diffuser	91 dB(A)	89 dB(A)	92 dB(A)	93 dB(A)	94 dB(A)	97 dB(A)	99 dB(A)

Noise measurements of installed equipment may vary due to site conditions.

* These measurements refer to standard outlet position.

** Estimated data.

STANDARD FEATURES & AVAILABLE OPTIONS

DALAMATIC CASED

Collector Design	Std	Opt
Mild Steel Construction	✓	
Horizontal Clean-Side Bag Removal	✓	
Rear Dirty-Air Plenum Access Door		✓
High Temperature Construction		✓
Stainless Steel Construction		✓
Mountable Fan		✓
Ladders, Cages, & Platform Assemblies (OSHA compliant)		✓
Bags & Cages		
Dura-Life Twice the Life Polyester Felt Bags	✓	
Helix Tubes		✓
Quick-Release Filter Clamps		✓
Variety of Bag Media Options		✓
Anti-Static Bag Filters		✓
Paint System		
Textured Multi-Coat Paint Finish with 2,000-Hour Salt Spray Performance	✓	
Premium Duty Finish		✓
Custom Colors		✓
Hopper Design		
Pyramid Hoppers	✓	
Trough Hoppers	✓	
2 and 3 Bank Single-Outlet Hopper	✓	
UMA Hopper		✓
Support Structure †		
Standard Leg Pack	✓	
Leg Extensions		✓
Electrical Controls, Gauges & Enclosures		
Solid-State Control Panels and Valves in NEMA 4 Encl.	✓	
Solid-State Control Panels and Valves in NEMA 9 Encl.		✓
Control Panels and Valves with Heater in NEMA 9 Encl.		✓
Magnehelic®* Gauge		✓
Solenoid Enclosure NEMA 9		✓
Photohelic®* Gauge		✓
Delta P Control, Delta P Plus Control		✓
Compressed Air Filter and Regulator		✓
Safety Features		
Sprinkler Pack		✓
Explosion Vents		✓
Warranty		
10-Year Warranty	✓	

† Donaldson Torit equipment is designed to IBC guidelines for specific wind speed exposure and seismic spectral acceleration at grade level. Contact your Donaldson Torit representative for detailed information available on the equipment's Spec Control drawings. Equipment may be customized to meet unique, customer-specified site requirements.

DALAMATIC INSERTABLE

Collector Design	Std	Opt
Mild Steel Construction	✓	
Horizontal or Vertical Bag Removal	✓	
High Temperature Construction		✓
Stainless Steel Construction		✓
Acoustic Diffuser Silencers		✓
Fans (AMCA "C" Rated) and Motors**		✓
Bags & Cages		
Dura-Life Twice the Life Polyester Felt Bags	✓	
Helix Tubes		✓
Clean-Side Bag Removal	✓	
Quick-Release Filter Clamps		✓
Variety of Bag Media Options		✓
Anti-Static Bag Filters		✓
Oleophobic Bag Filters		✓
Paint System		
Textured Multi-Coat Paint Finish with 2,000-Hour Salt Spray Performance	✓	
Premium Duty Finish		✓
Custom Colors		✓
Support Structure		
Vertical or Horizontal Upstands		✓
Electrical Controls, Gauges & Enclosures		
Solid-State Control Panels and Valves in NEMA 4 Encl.	✓	
Solid-State Control Panels and Valves in NEMA 9 Encl.		✓
Control Panels and Valves with Heater in NEMA 9 Encl.		✓
Magnehelic®* Gauge		✓
Solenoid Enclosure NEMA 9		✓
Photohelic®* Gauge		✓
Delta P Control, Delta P Plus Control		✓
Compressed Air Filter and Regulator		✓
Safety Features		
Explosion Proof Motors		✓
Warranty		
10-Year Warranty	✓	

* Magnehelic and Photohelic are registered trademarks of Dwyer Instruments, Inc.

** All 60 Hz motors 1HP and above are compliant with EISA.

Global Support

- Facilities in 37 countries
- 40 manufacturing plants and 14 distribution centers

Leading Technology

- Over 1,000 engineers and scientists worldwide
- Broad range of innovative collectors and filters
- 100s of filter media formulations

Experience and Service

- Technical expertise and support
- Ready-to-ship filters and parts within 24 hours
- 1,000,000+ dust, fume and mist collectors installed

Call Donaldson®Torit® to get cleaner air today:

800-365-1331
DonaldsonTorit.com

Important Notice

Many factors beyond the control of Donaldson can affect the use and performance of Donaldson products in a particular application, including the conditions under which the product is used. Since these factors are uniquely within the user's knowledge and control, it is essential the user evaluate the products to determine whether the product is fit for the particular purpose and suitable for the user's application. All products, product specifications, availability and data are subject to change without notice, and may vary by region or country.



Donaldson.

Significantly improve the performance of your collector with genuine Donaldson Torit replacement filters and parts. **Call Donaldson Torit today 800-365-1331.**

Donaldson Company, Inc.
Torit
P.O. Box 1299
Minneapolis, MN 55440-1299 U.S.A.

donaldsonorit.com
Tel 800-365-1331 (USA)
Tel 800-343-3639 (within Mexico)
donaldsonorit@donaldson.com

EXACTLY WHAT YOU NEED.™

Dalmatic Dust Collector Brochure (02/16) ©2016 Donaldson Company, Inc.
Donaldson Torit, Ultra-Web and the color blue are trademarks of Donaldson Company, Inc. All other marks belong to their respective owners.